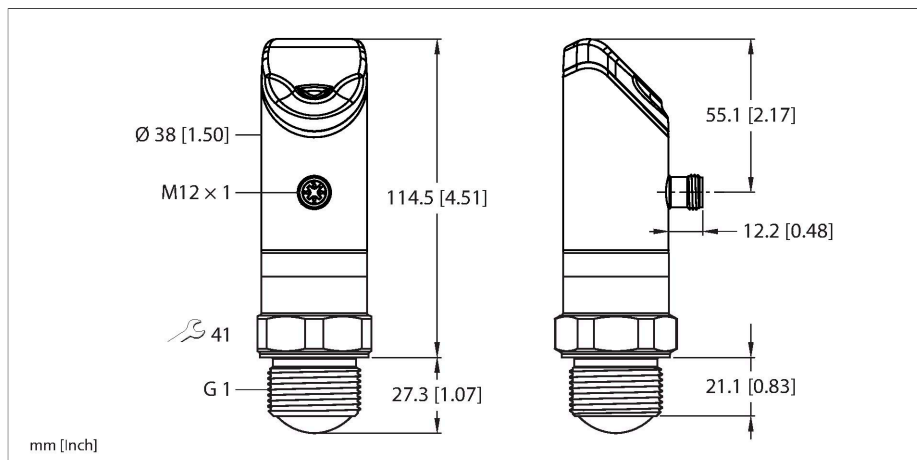


# LRS510-10-69-2UPN8-H1141/EU

## Radar Sensor – Level Control



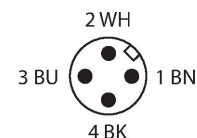
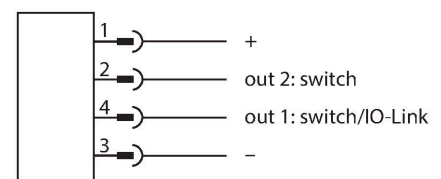
### Features

- Range: 10 m
- Blind zone: 35 cm
- Resolution: 1 mm
- Cone angle of the radar beam:  $\pm 3^\circ$
- Distance, level, volume or % output
- Approved acc. to ETSI 305550-2
- Male connector, M12 x 1, 4-pin
- Operating voltage 18...33 VDC
- Switching output switchable between PNP/ NPN
- IO-Link
- 4-digit, 2-colored, 14-segment display
- Housing is rotatable by 180° after mounting the process connection
- Process connection G1"
- Pressure resistance -1...16 bar rel.

### Technical data

Type	LRS510-10-69-2UPN8-H1141/EU
ID	100048854
<b>Radar data</b>	
Function	Radar scanner
Frequency range	122 - 123 GHz
Range	350...10000 mm
Resolution	1 mm
Minimum measuring range	500 mm
Minimum switching range	50 mm
Linearity error	$\leq \pm 0.1 \%$
Edge lengths of the nominal actuator	100 mm
Output power EIRP	10 dBm
Cone angle	$6^\circ$
Repeatability	2 mm
Hysteresis	$\leq 50$ mm
<b>Electrical data</b>	
Operating voltage $U_B$	17...33 VDC
Residual ripple	$< 10 \%$ $U_{ss}$
DC rated operating current $I_o$	$\leq 250$ mA
No-load current	$\leq 100$ mA
Residual current	$\leq 0.1$ mA
Short-circuit protection	yes/Cyclic
Reverse polarity protection	yes
Communication protocol	IO-Link
Output function	NO/NC programmable, PNP/NPN
Output 2	Switching output
Voltage drop at $I_o$	$\leq 2$ V

### Wiring diagram



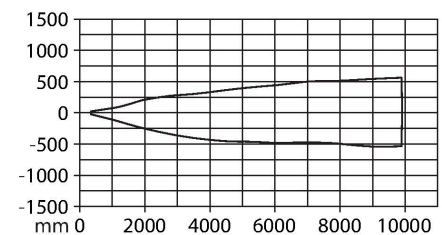
### Functional principle

FMCW radar stands for frequency modulated continuous wave radar. FMCW is the English abbreviation for Frequency Modulated Continuous Wave. Non-modulated continuous wave radars have the disadvantage that they

## Technical data

Switching frequency	≤ 10 Hz
Response time typical	< 10 ms
<b>IO-Link</b>	
IO-Link specification	V 1.1
IO-Link port type	Class A
Communication mode	COM 3 (230.4 kBaud)
Process data width	80 bit
Measured value information	64 bit
Switchpoint information	2 bit
Frame type	2.2
Minimum cycle time	5 ms
Function pin 4	IO-Link
Function Pin 2	DI
Maximum cable length	20 m
Profile support	Smart Sensor Profile
<b>Mechanical data</b>	
Design	With display (integrated probe), LRS
Dimensions	Ø 38 x 141.8 x 38 x 50.2 mm
Housing material	Stainless-steel/Plastic, 1.4404 (AISI 316L)/polyarylamide 50 % GF UL 94 V-0 PEEK
Lens	plastic, PEEK
Max. tightening torque of housing nut	45 Nm
Electrical connection	Connector, M12 × 1
Process connection	G 1"
Ambient temperature	-25...+65 °C
Storage temperature	-40...+85 °C
Pressure resistance	16 bar
Protection class	IP67 IP69K
	Not assessed by UL
Switching state	2 × LEDs, Yellow
Vibration resistance	20 g (10...2000 Hz), EN 600068-2-6
Shock test	EN 60068-2-27
Shock resistance	50 g (11 ms)
EMV	EN 61000-6-2:2019 ETSI EN 301489-3 v.1.6.1
Approvals	CE, ETSI, UL

cannot measure distances due to lack of time reference. Such a time reference for distance measurement of stationary objects can be generated by means of frequency modulation. Using this method, a signal is emitted which continually changes the frequency. A periodic, linear frequency which varies upwards and downwards is used to limit the frequency range and to simplify the signal evaluation. The factor for the rate of change  $df/dt$  remains constant. If an echo signal is received, then this has a runtime delay as with the pulse radar, and thus a different frequency that is proportional to the distance.



Accessories

Dimension drawing	Type	ID	
	RKC4.4T-2/TEL	6625013	Connection cable, M12 female connector, straight, 4-pin, cable length: 2 m, jacket material: PVC, black; cULus approval
	WKC4.4T-2/TEL	6625025	Connection cable, M12 female connector, angled, 4-pin, cable length: 2 m, jacket material: PVC, black; cULus approval
	RKC4.4T-2-RSC4.4T/TEL	6625208	Extension cable, M12 female connector, straight, 4-pin to M12 male connector, straight, 4-pin, cable length: 2 m, jacket material: PVC, black; cULus approval

Accessories

Dimension drawing	Type	ID	
	RR-6	100047726	Stainless steel radar reflector, optimized detection performance of an object, cathetus length: 60 mm, RadarCrossSection: 10 m <sup>2</sup> (cf. automobile), reliable object detection up to 6.5 m
	RR-12	100047727	Stainless steel radar reflector, optimized detection performance of an object, cathetus length: 120 mm, RadarCrossSection: 250 m <sup>2</sup> (cf. HGV), reliable object detection up to 15 m
	RR-20	100047728	Stainless steel radar reflector, optimized detection performance of an object, cathetus length: 200 mm, RadarCrossSection: 1115 m <sup>2</sup> (cf. ship), reliable object detection up to 25 m
	TBEN-S2-4IOL	6814024	Compact multiprotocol I/O module, 4 IO-Link Master 1.1 Class A, 4 universal PNP digital channels 0.5 A